

# COVID-19 Vaccine Updates

---

Cindy Wynette

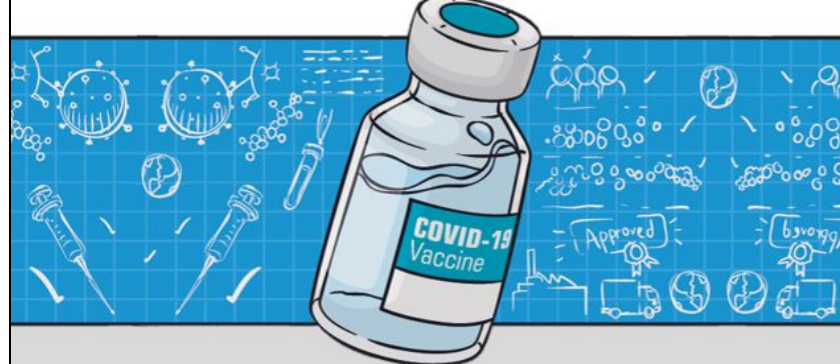
November 18, 2022

# Booster Clinic Data- Long Term Care Facilities

Based on data collected from servicing providers and survey responses, since September 1st:

- About 44% of **skilled nursing facilities** have had a bivalent boost dose clinic or have one scheduled
- About 30% of **assisted living facilities** have had a bivalent boost dose clinic or have one scheduled
- About 50% of **intermediate care facilities** have had a clinic or are in the process of scheduling

We continue to collect data via survey to understand barriers to scheduling onsite services as we have sent out numerous offerings of mobile services and outreach efforts continue.



## COVID-19 BIVALENT BOOSTERS

### WHAT YOU NEED TO KNOW

#### What are the facts?

- These updated boosters are formulated to offer continued protection against the original strain, while also offering better protection against the two lineages of the Omicron variant, BA.4 and BA.5, which represent over 90% of currently circulating virus.
- “Mix and matching” of the new bivalent booster dose is allowed. This means if you received Moderna for your primary series you can receive Pfizer for your bivalent booster (or vice versa).

#### Who is eligible?

Everyone ages 5 years and older is recommended to receive 1 bivalent mRNA booster dose if they have completed a primary series with any FDA-approved or FDA-authorized COVID-19 vaccine:

- Children aged 5 years are recommended to receive the Pfizer-BioNTech bivalent booster dose.
- People ages 6 years and older are recommended to receive either the Moderna or the Pfizer-BioNTech bivalent booster dose.

The booster dose is administered at least 2 months after the last primary dose. For people who previously received 1 or more monovalent booster doses, the bivalent booster dose should be administered at least 2 months after the last monovalent booster dose.

#### Can flu shots be given at the same time?

- The Centers for Disease Control and Prevention (CDC) and the Advisory Committee on Immunization practices (ACIP) recommend that if a person is eligible, both flu and COVID-19 vaccines can be administered at the same visit.
- If you have concerns about getting both vaccines at the same time, talk to a healthcare provider.

#### How can my facility schedule a booster vaccine clinic?

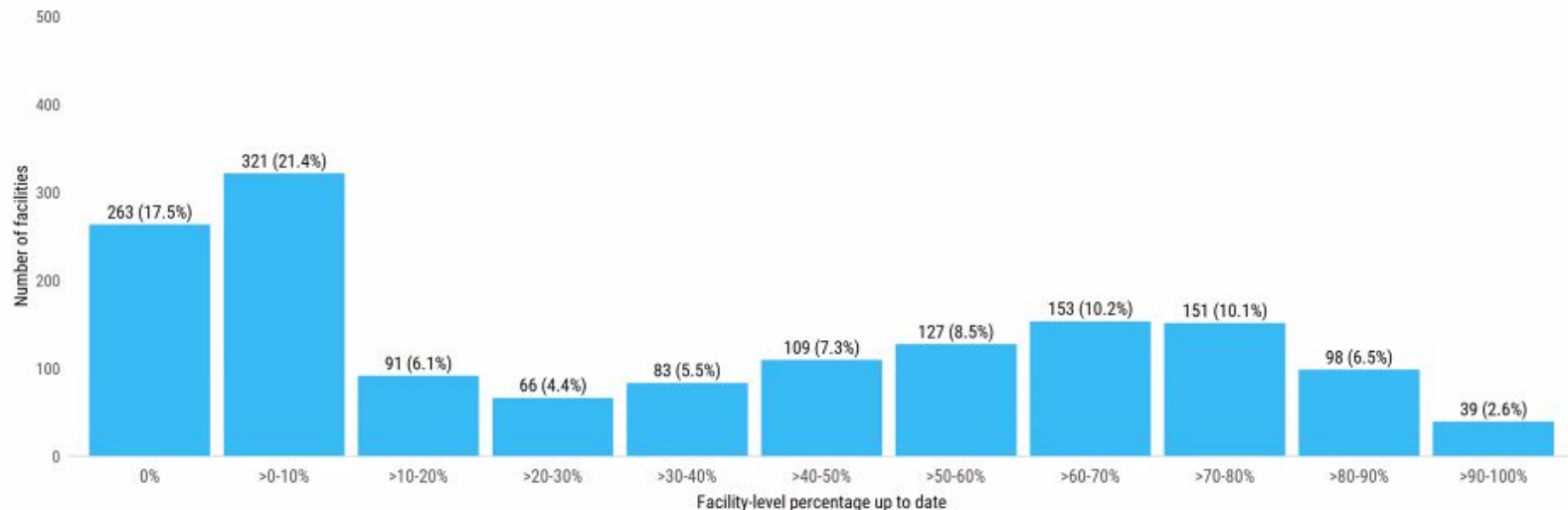
If your facility needs assistance scheduling an onsite COVID-19 vaccination clinic, email [JDemeny@Utah.gov](mailto:JDemeny@Utah.gov).

- Primary Moderna, Pfizer, and Novavax doses can also be provided upon request.
- Novavax can be administered to unvaccinated individuals or to those 18+ who have completed their series but never received a booster dose.

## Using **person-level** data reported by a subset of facilities, most facilities report that $\leq 10\%$ of **residents** have received a bivalent booster dose

Facility-level percentage of **nursing home residents** who are **up to date** with COVID-19 vaccines, among facilities reporting person-level data

N = 1,501 nursing homes



Up to date calculation excludes individuals with medical contraindication from denominator.

The NHSN surveillance definition of Up to Date is updated quarterly to incorporate CDC guidance changes. On week-ending 7/3/2022, a new up to date definition was applied, which incorporates second boosters for individuals aged 50 and older. On week-ending 10/2/2022, the up to date definition changed again to include bivalent booster. See [here](#) for NHSN surveillance definitions, including up to date, by reporting quarter. Data for the most recent week are still accruing.

Using person-level data, bivalent booster uptake among nursing home residents is lowest in the southeast and south-central regions (4 and 6) and highest in the north-central and northwest regions (8 and 10)

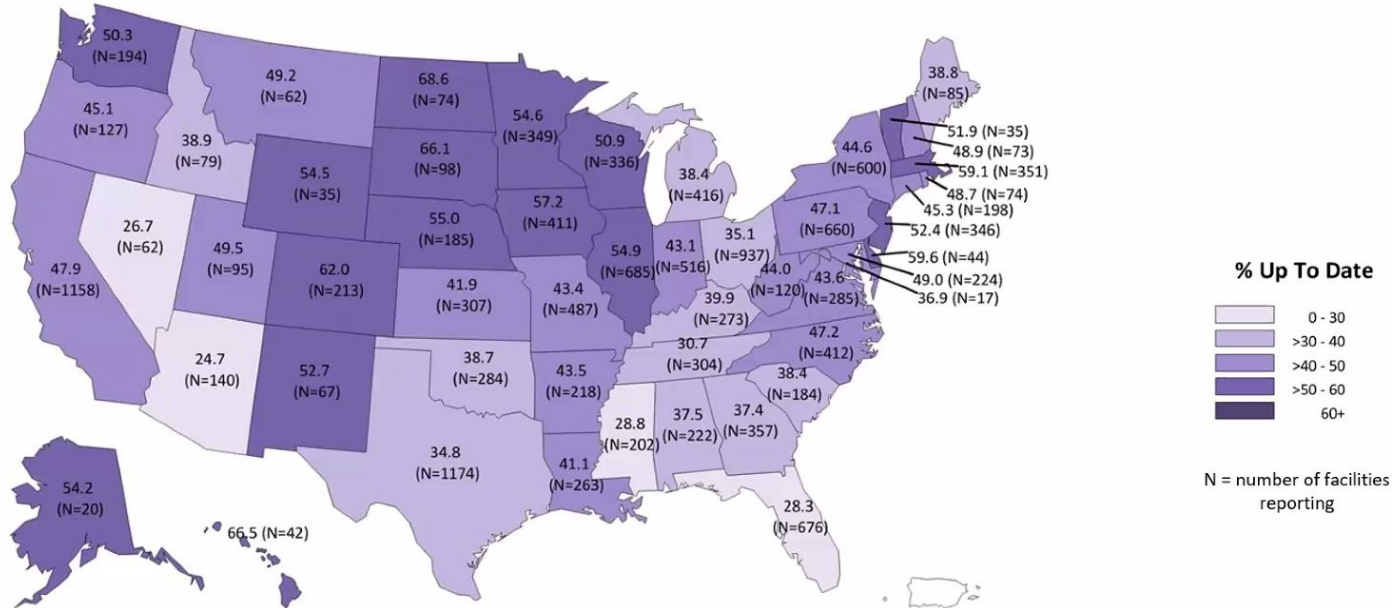
HHS Region	Nursing homes reporting	Residents	Residents with complete primary series N (%)	Residents who are up to date N (%)
1	74	7,210	6,715 (93.3%)	2,989 (41.5%)
2	29	4,079	3,777 (92.6%)	1,302 (31.9%)
3	132	12,349	11,137 (90.3%)	5,154 (41.8%)
4	404	37,378	31,315 (84.0%)	9,019 (24.2%)
5	306	22,248	19,697 (88.7%)	8,321 (37.5%)
6	171	11,679	9,819 (84.3%)	2,779 (23.9%)
7	209	12,039	10,792 (89.8%)	4,421 (36.8%)
8	76	4,050	3,751 (92.6%)	2,327 (57.5%)
9	58	4,508	3,837 (85.2%)	1,584 (35.2%)
10	42	2,377	2,139 (90.1%)	1,067 (45.0%)



\*Regions with coverage <25% highlighted

Data reported for the week of 11/07 - 11/13, or the most recent week where data are available within 2 weeks. Primary series and up to date calculations exclude individuals with medical contraindication from denominator.

Using **facility-level** data, bivalent booster uptake among nursing home **residents** appears lowest in the southeast and highest in the northeast and north-central regions



Data reported for the week of 11/07 - 11/13, or the most recent week where data are available within 2 weeks.

Interactive data at the national and state level on COVID-19 vaccination coverage in CMS-certified nursing homes is available here: [Nursing Home COVID-19 Vaccination Data Dashboard](#) | [NHSN](#) | [CDC](#)

Up to date calculation excludes individuals with medical contraindication from denominator.